

# Automatic Class Discovery and One-Shot Interactions for Acoustic Activity Recognition

Jason Wu<sup>1,2</sup> Chris Harrison<sup>1</sup> Jeffrey P. Bigham<sup>2,1</sup> Gierad Laput<sup>2,1</sup>

<sup>1</sup>Carnegie Mellon University, HCI Institute  
5000 Forbes Avenue, Pittsburgh, PA, USA  
{jasonwu2, chris.harrison}@cs.cmu.edu

<sup>2</sup>Apple Inc.  
One Apple Park Way, Cupertino, CA, USA  
{gierad, jbigham}@apple.com

## ABSTRACT

Acoustic activity recognition has emerged as a foundational element for imbuing devices with context-driven capabilities, enabling richer, more assistive, and more accommodating computational experiences. Traditional approaches rely either on custom models trained *in situ*, or general models pre-trained on preexisting data, with each approach having accuracy and user burden implications. We present Listen Learner, a technique for activity recognition that gradually learns events specific to a deployed environment while minimizing user burden. Specifically, we built an end-to-end system for self-supervised learning of events labelled through one-shot interaction. We describe and quantify system performance 1) on preexisting audio datasets, 2) on real-world datasets we collected, and 3) through user studies which uncovered system behaviors suitable for this new type of interaction. Our results show that our system can accurately and automatically learn acoustic events across environments (e.g., 97% precision, 87% recall), while adhering to users' preferences for non-intrusive interactive behavior.

## Author Keywords

Automatic class discovery; Acoustic activity recognition

## CCS Concepts

Human-centered computing~ Ubiquitous and mobile computing systems and tools.

## INTRODUCTION

Smart devices are becoming more prevalent in peoples' living environments, accelerating the vision of ubiquitous computing and the Internet-of-Things (IoT). However, these devices still lack contextual sensing capabilities—they have minimal understanding of what is happening around them, therefore limiting their potential to enable truly assistive computational experiences. In response, acoustic activity

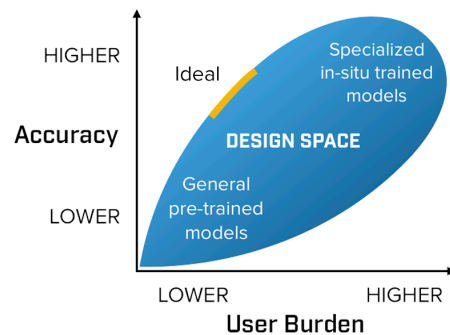
Permission to make digital or hard copies of all or part of this work for personal or classroom use is granted without fee provided that copies are not made or distributed for profit or commercial advantage and that copies bear this notice and the full citation on the first page. Copyrights for components of this work owned by others than the author(s) must be honored. Abstracting with credit is permitted. To copy otherwise, or republish, to post on servers or to redistribute to lists, requires prior specific permission and/or a fee. Request permissions from [permissions@acm.org](mailto:permissions@acm.org).

CHI '20, April 25–30, 2020, Honolulu, HI, USA

© 2020 Copyright is held by the owner/author(s). Publication rights licensed to ACM.

ACM 978-1-4503-6708-0/20/04...\$15.00

<https://doi.org/10.1145/3313831.3376875>



**Figure 1. A design landscape of different approaches for activity recognition, plotted by classification accuracy (Y-axis) and user burden (X-axis). Ideal approaches (top-left) offer high accuracies with minimal user burden.**

recognition has emerged as a practical modality for contextual sensing. This is chiefly due to the prevalence of microphones and their robustness to occlusion, as well as the availability of hardware that can process high-fidelity acoustic information on-device (*i.e.*, at the edge).

A key challenge for acoustic activity recognition is building classifiers that can recognize highly localized events with minimal user intervention or *in situ* training. To train such classifiers, two predominant approaches have been proposed, with particular accuracy and user burden implications (Figure 1). First is to train a system manually, after it is deployed, most often by demonstrating different activities and having a user provide class labels (Figure 1, top-right). Because data is collected *in-situ*, accuracy tends to be quite high. However, the burden to the user is also high. The other approach is to provide users with pre-trained general classifiers that work “out of the box” (Figure 1, bottom-left). This technique is achieved by training a classifier on a large, preexisting corpus of acoustic data. However, because the classifier has no data for a user’s specific environment, it tends to be less accurate, but the burden to the user is very low.

We propose and evaluate a middle-ground approach that seeks to provide high classification accuracy, while minimizing user burden. Our approach (Figure 2) requires no up-front data, and instead, learns acoustic events over time, requiring no manual demonstration. Instead, our system learns events *in situ*, and thus it is highly tuned to its local environment and events of interest, offering superior accuracy than pre-trained classifiers.



[66]. A related strategy is to model user activity using a set of semantic attributes—allowing activities to be defined in a more generalizable way [3][50][75].

### Relevant Machine Learning Approaches

One of the goals of our system is to require limited training labels from users. Relevant approaches include co-training [13], a semi-supervised learning method [16] for leveraging a small number of examples and a large unlabeled set to create a model with better classification performance. Likewise, one-shot and zero-shot learning approaches allow models to recognize previously unseen classes with very few (or zero) labelled training instances [79]. Our system most closely resembles *incremental learning*, a learning approach that accommodates new data to continuously improve and extend a model’s knowledge without fully retraining the model [56]. This approach to learning has been explored in many domains, including computer vision [40][57], audio event recognition [19], natural language processing [15][81] and activity recognition [47][61].

SoundSense [44] is most similar to Listen Learner, in that it also provides a platform for audio event discovery. SoundSense was implemented on a mobile platform and starts with a pre-existing set of classes that it uses to bootstrap recognizers for new classes. SoundSense uses a Bayesian classifier and Hidden Markov Model (HMM) to learn new audio events, which results in assumptions about the distribution of audio events (*e.g.*, can be modeled by a Gaussian). The model also requires a number of parameters to be set that can be difficult without *a priori* knowledge. In our evaluation, we show that Listen Learner has superior performance to a baseline Gaussian Mixture Model (GMM), another type of model that assumes a Gaussian distribution of data.

### IMPLEMENTATION

We implemented Listen Learner as an end-to-end system that automatically generates acoustic event classifiers over time. Here, we describe our sensing hardware, data processing pipeline, and self-supervised learning algorithm.

#### Hardware

Our prototype consists of both a deployed sensor device (analogous to a smart speaker; Figure 3), and a processing server (on which the self-supervised learning algorithm is executed). Specifically, we use a Raspberry Pi 3 Model B+ with a 4-microphone array (seedstudio.io), which we use to compute acoustic direction-of-arrival (part of our feature set). We also connect a speaker using its 3.5 mm audio jack. We set the microphone sampling rate to 16 kHz 16-bit integer linear PCM. The device is configured to connect to WiFi and upload featurized audio data to our data processing server (12-core Mac Pro, 64GB RAM).

#### Cluster-Classify Algorithm

We designed a self-supervised algorithm that identifies salient acoustic events, generating corresponding classifiers for activity recognition, while minimizing user effort (Figure 4). More specifically, the algorithm learns an ensemble model by iteratively clustering unknown samples, and then training

classifiers on the resulting cluster assignments. This allows for a “one-shot” interaction with the user to label portions of the ensemble model when they are activated.

#### Segmentation

First, we segment audio events using an adaptive threshold that triggers when the microphone input level (dBFS) is 1.5 standard deviations higher than the mean of the past minute. We employ hysteresis techniques (*i.e.*, for debouncing) to further smooth our thresholding scheme. While many environments have persistent and characteristic background sounds (*e.g.*, HVAC), we ignore them (along with silence) for computational efficiency. Note that incoming samples were discarded if they were too similar to ambient noise, but silence within a segmented window is not removed.

#### Featurization

Next, we convert audio segments into feature embeddings extracted from the last hidden layer of a VGG-ish [67] deep CNN audio model [24]. This model was initially trained on the YouTube-8M dataset, and further augmented with a library of professional sound effects [34]. We construct 96×64 log-mel spectrogram patches as input to the CNN using a non-overlapping 960 ms sliding window over audio input. For example, an audio clip of a faucet running for 9.6 seconds would produce 10 featurized embeddings. In our prototype hardware, this computation takes an extra one second per 960 ms of audio. While this causes some input frames to be dropped, we do not find this limiting (*i.e.*, due to the sustained nature of most human activities). The choice of using deep neural network embeddings, which can be seen as learned low-dimensional representations of input data [12], is consistent with the manifold assumption (*i.e.*, that high-dimensional data roughly lie on a low-dimensional manifold [16]). By performing clustering and classification on this low-dimensional learned representation, our system is able to more easily discover and recognize novel sound classes.

#### Clustering

Next, we infer the location of class boundaries from our low-dimensional learned representations using unsupervised clustering methods. Our approach is supported by the cluster assumption, which states that if points are in the same cluster, they are likely to belong to the same class and that the decision boundary between classes should lie in a low-density region [16]. For our implementation, we use a hierarchical agglomerative clustering (HAC) algorithm known as Ward’s




Figure 3. For data collection and experiments, we used a fleet of 16 Raspberry Pi 3 B+ with 4-mic microphone shields.



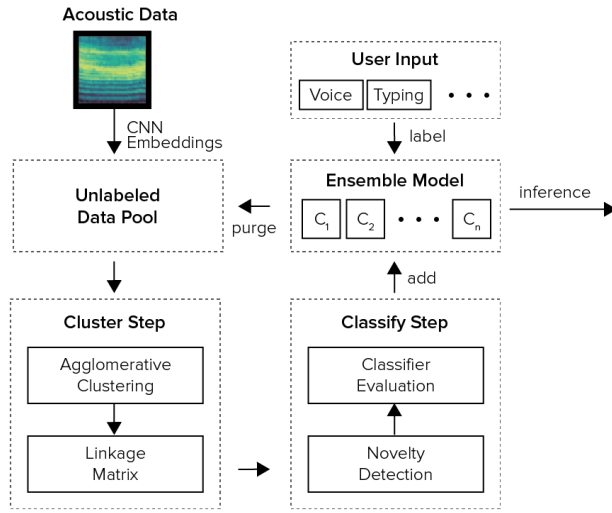


Figure 4. Listen Learner architecture and data flow.

method [77]. Using the linkage matrix produced by the algorithm, we take all clusters merged with size  $n_{min} \leq n \leq n_{max}$  as candidate clusters representing classes of audio events. Note that these candidate clusters may overlap with one another, but we evaluate all possible groupings of data to find the best representation of classes.

#### Classification

While our clustering algorithm separates data into clusters by minimizing the total within-cluster variance, we also seek to evaluate clusters based on their classifiability. Following the clustering stage, we use a unsupervised one-class support vector machine (SVM) algorithm that learns decision boundaries for novelty detection [65]. For each candidate cluster, a one-class SVM is trained on a cluster’s data points, and its F1 score is computed with all samples in the data pool.

#### Model Construction

Traditional clustering algorithms seek to describe input data by providing a cluster assignment, but this alone cannot be used to discriminate unseen samples. Thus, to facilitate our system’s inference capability, we construct an ensemble model using the one-class SVMs generated from the previous step. We adopt an iterative procedure for building our ensemble model by selecting the first classifier with an F1 score exceeding the threshold,  $\theta_{clf}$  and adding it to the ensemble. When a classifier is added, we run it on the data pool and mark samples that are recognized. We then restart the cluster-classify loop until either 1) all samples in the pool are marked or 2) a loop does not produce any more classifiers.

#### Incremental Learning

Our system is designed for longitudinal deployment, where more data is revealed to our system over time. As described earlier, the data pool grows as more audio is captured from the environment. When a new batch of data is added, we re-run our algorithm.

Of course, there are computational and data storage limits. As a practical compromise, in our current implementation,

we only store audio samples within a fixed time window (e.g., one-week’s worth of data). When new data is received beyond this threshold, the oldest samples are discarded. Other methods are also possible, depending on the hardware or desired behavior (e.g., random subsampling of the data pool, or a replacement scheme that discards data points based on classification accuracy rather than age).

#### Data Management

For research purposes, we chose to aggregate data collected from the sensing devices on a central server, which also permitted us to process data more efficiently. In our study deployment, we only transmitted and stored featurized data, which is computed on the sensing board. The algorithm has access to a data pool, which contains featurized data that is not yet recognized by our system. Data is added to the pool in batches (e.g., after the end of each day, or after  $n$  samples).

#### Audio Directionality

Our sensing hardware includes a microphone array, allowing additional directionality information, which serves as a complementary sensing modality. We chose to represent this using the  $x$  and  $y$  components of a normalized unit vector. During the clustering step, we use a late-fusion approach [9] that performs clustering on two sources of data: 1) clusters based on directional information, and 2) clusters from audio embeddings. Clusters from both sources are provided to the classify step, with directional information considered first. During the classification stage, we allow the classifier to learn the relative weights of each modality by using an early-fusion approach (i.e., concatenating audio embeddings with directionality vectors).

#### User Interaction

Once our system has generated classifiers for the model, the last step is to seek labels from users. Numerous approaches are possible, depending on the platform. Examples include voice-based conversation agents [53][59][60], text response for screen-based hardware, and push notifications for mobile devices. As a proof-of-concept prototype, we programmed our device to act like a smart speaker that queries the user using a simple speech interface. When an unlabeled class in the model is activated, the system asks the user, “*what was that sound?*” immediately after the sound event. We use a commercial voice transcription web service to recover the utterance text and extract the last noun chunk using an off-the-shelf NLP package [25]. If no noun chunks are detected, the entire response is used as a label.

#### Privacy Preservation

While our acoustic approach to activity recognition affords benefits such as improved classification accuracy and incremental learning capabilities, the capture and transmission of audio data, especially spoken content, should raise privacy concerns. In an ideal implementation, all data would be retained on the sensing device (though significant compute would be required for local training). Alternatively, compute could occur in the cloud with user-anonymized labels of model classes stored locally.

**Table 1. F1 scores and acceptance rates on the ESC-10 (ESC) and UrbanSound8K (U8K) datasets, based on different hyperparameter behaviors.**

Behavior	F1 Score		Accept. Rate	
	ESC	U8K	ESC	U8K
Relaxed	0.40	0.48	0.50	0.39
Balanced	0.97	0.79	0.14	0.25
Conservative	1.00	1.00	0.10	0.13

### HYPERPARAMETER TUNING

We adjust our system’s behavior using the following parameters:  $\theta_{clf}$  (classifier acceptance threshold),  $n_{min}$  (min. cluster size),  $n_{max}$  (max. cluster size), and  $v$  (number of support vectors [64] of the one-class SVM). We conducted a series of preliminary studies to inform the design of our algorithm and for hyperparameter tuning.

#### Tuning Metrics

Traditional clustering metrics include cluster purity [28], conditional entropy [58], and other information-based approaches [73]. By running our generated model on a dataset, we can create cluster assignments conditioned on these metrics. We use an objective function that takes into account the classification performance on unseen data, based on the following equation:

$$\mu = \alpha \cdot F1_{accept} + (1 - \alpha) \cdot r_{accept}$$

where  $\alpha$  represents the weighted average between the F1 score of accepted samples and the models’ acceptance rate. As we later describe,  $\alpha$  can be adjusted to influence characteristic system behaviors (e.g., relaxed or conservative).

#### Tuning Setup

We tuned our system’s hyperparameters empirically, using two datasets for audio events and environmental sounds. Specifically, we use the ESC-10 subset of the ESC-50 dataset (10 classes, 400 clips) [55] and UrbanSound8K (10 classes, 8732 clips) [63]. These datasets contain ground-truth labels, thereby allowing us to find optimal parameters for our system. Further, we randomly subsample 3000 0.96-second windows from UrbanSound8K to simulate a real-world usage period (10 event classes  $\times$  10 events per day  $\times$  30 days). Each dataset is shuffled and split into a tuning set (25%), used for hyperparameter tuning, and an evaluation set (75%), used later for our formal evaluation. We further divide our tuning set into three partitions for training (60%), holdout (20%), and testing (20%).

#### Tuning Procedure

The algorithm is initially executed using hyperparameters derived from the training set. The extracted *unlabeled* classifiers are labelled by randomly selecting samples from the holdout set (without replacement) and taking the ground truth label of the first instance that was recognized. This simulates our system’s labelling strategy of soliciting labels from the user the first time it is triggered. The ensemble model is then evaluated on the test set to calculate  $F1_{accept}$  and  $r_{accept}$ . This process is repeated 10 times (per hyperparameter

**Table 2. Number of discovered classes by room and their hyperparameter profiles. Living room had the most varied acoustic profile, primarily due to edge-case appliances e.g., TV.**

Location	Relaxed	Balanced	Conservative
Office	38	26	7
Basement	10	9	4
Kitchen 1	28	19	7
Bathroom 1	6	13	8
Living Room	176	93	28
Kitchen 2	13	24	7
Bathroom 2	22	12	8

combination), and the mean is used by the objective function. Finally, for our hyperparameter search, we use a parameter-free black-box optimizer [33] to maximize the objective function, and we run the optimizer for 50 iterations.

#### Algorithm Behavior & Results

We now describe three example system behaviors derived from characteristic hyperparameters:

*Relaxed* (low  $\alpha$ ) – This setting aims to cluster and classify as many sound events as possible, even when confidence is low. Although more sounds are recognized, accuracy is generally lower.

*Balanced* (medium  $\alpha$ ) – This setting produces an intermediate behavior that seeks to accept a moderate number of samples with usable levels of accuracy.

*Conservative* (high  $\alpha$ ) – This setting accepts new classes only when confidence is extremely high. This results in more events being unclustered (and thus ignored), but recognized sounds are more accurate.

These settings were acquired by manually fine-tuning the output of the black-box hyperparameter optimizer. For the ESC-10 dataset, we use  $\alpha$  values of 0.4, 0.75, and 0.9 for Relaxed, Balanced, and Conservative, respectively. For the UrbanSound8K dataset, we use  $\alpha$  values of 0.6, 0.8, and 0.9 for Relaxed, Balanced, and Conservative, respectively. The inverse relationship between F1 accuracy and acceptance rate is shown in Table 1.

#### In-The-Wild Data Collection

*Setup.* In addition to our preliminary experiments for hyperparameter tuning, we also performed a 10 day-long in-the-wild data collection. Because the primary motivation of Listen Learner is to support low-burden personalized acoustic activity recognition *in situ*, we wanted to run our system under real-world conditions to better characterize sound events present in entirely uncontrolled environments as a compliment to datasets like ESC-50 and UrbanSound8K.

*Procedure.* Our in-the-wild investigation was conducted across a period of one and a half weeks at seven locations (seven rooms, five buildings). Specifically, they include a mix of high-activity and low-activity environments: office, basement, kitchen 1, bathroom 1, living room, kitchen 2, and

bathroom 2. Recording consent was obtained from both the owners of the spaces and any visitors.

**Results.** For each behavior setting, we take the mean value between the ESC-10 and UrbanSound8K hyperparameter value for use on our in-the-wild collected dataset. An average of 41.9 (SD=55.7), 27.9 (SD=27.3), 9.9 (SD=7.5) classes were discovered by the system using the Relaxed, Balanced, and Conservative settings, respectively. It is possible that multiple classes are generated by the same object and would be given the same label by the user (*e.g.*, microwave running and microwave door closing both being labeled as “microwave”). We report room-specific results in Table 2, which shows that our system can effectively discover classes in real-world environments, and hyperparameters tuned using our objective function produces consistent behaviors across datasets.

## EVALUATION

Our in-the-wild investigation was useful for characterizing key aspects of our system, but without reliable ground truth, it was impossible to quantify its classification and discovery performance. In response, we conducted a secondary evaluation wherein we collected acoustic data along with ground truth labels. We quantified system performance over time by categorizing model output into three possibilities: 1) *correct* (recognized sound belongs to a cluster and is classified correctly), 2) *incorrect* (recognized sound belongs to a cluster but is misclassified), and 3) *ignored* (sound event is ignored by the system).

### Datasets

We conducted our evaluation with three datasets of varying sizes and class counts.

**Preexisting Datasets.** The first two datasets (ESC-10 and UrbanSound8K) were previously used for hyperparameter tuning. In this evaluation, we utilized unused data we specifically held out for this evaluation. However, we note these downloaded datasets were recorded with different microphones in different environments, and thus less representative of the type of data we envision for our system.

**Environment-Deployed Dataset.** In addition to the two existing datasets, we also collected real-world data from six environments over a one-week period using our sensing hardware. Following previous audio-based HAR work [34][41], we selected the following environments: an apartment bathroom, an apartment kitchen, a detached house bathroom, a wood-working shop, an electronics workshop, and a commercial office. For each environment, we selected 5-7 events of interest and recorded five 20-second clips of each event per day. Data collection was performed in a controlled setting (*i.e.*, minimal competing events) and in the absence of any bystanders, to preserve their privacy. Mobile objects or actions that could be performed in different locations (*e.g.*, speech, electric toothbrush) had their locations randomized in the room across recording sessions. The position and orientation of the recording device was kept constant across sessions.

We repeated this data collection process for one week. In total, we collected 1295 audio clips (432 minutes), resulting in 26,970 featurized samples.

### Procedure

We followed an evaluation procedure similar to our hyperparameter tuning experiments. Specifically, we divided each dataset (two preexisting, one real-world) into training (60%), holdout (20%), and test sets (20%). We simulate the passage of time by gradually expanding the portion of the training set used by our system (*i.e.*, using the next 100 samples for the offline datasets, or using timestamps for the real-world dataset). We further analyzed our system’s accuracy on the portion of accepted samples, breaking it down by class and comparing against two baseline models. Specifically, we measure the % of Correctly classified instances, % of Incorrectly classified instances, and % of Ignored instances (*e.g.*, low confidence). It is possible to interpret our results using traditional metrics such as Precision (% Correct / % Accepted) and Recall (% Correct).

## RESULTS

In this section, we discuss evaluation results for key metrics, including accuracy, number of events recognized, the effect of directional data, performance across classes, and comparisons against baseline models.

### Accuracy & Accept Rate

Figure 5 depicts our system’s accuracy over time. On the real-world dataset, our system achieved F1 scores of 0.59, 0.84, and 0.88 (for the Relaxed, Balanced, and Conservative settings, respectively) between accepted samples. Specific to the real-world dataset, the apartment kitchen environment achieved the highest accuracy after the one-week period ( $F1_{\text{accept}}=1.0$ ). Both the Balanced and Conservative settings achieved  $F1_{\text{accept}}$  scores of 1.0, with accept rates of 0.39 and 0.16, respectively. The lowest accuracy on the real-world dataset occurred in the apartment bathroom using the Relaxed setting ( $F1_{\text{accept}}=0.42$  and  $r_{\text{accept}}=0.73$ ).

The accept rates for our various hyperparameters remained consistent with their tuned behaviors. On the real-world dataset, our system reached accept rates of 0.66, 0.38, and 0.20 (for the Relaxed, Balanced, and Conservative settings, respectively). The Relaxed setting run on the apartment kitchen environment achieved a 0.85 accept rate with a F1 score of 0.64. On the other hand, the apartment bathroom environment had the lowest accept rate on the Conservative setting ( $F1_{\text{accept}}=1.0$ ,  $r_{\text{accept}}=0.03$ ). At the dataset level, the highest accept rate was reached by the Relaxed setting on UrbanSound8K (0.67), while the Conservative setting for the same dataset had the lowest rate (0.16).

We observed key trends with our system’s performance over time. In general, the addition of more audio samples led to higher accuracy, due to the ability to form larger clusters and thus train more robust classifiers. Occasionally, novel outlier events caused accuracy to temporarily decrease (*e.g.*, 4<sup>th</sup> day of ESC-10, 13<sup>th</sup> day of UrbanSound8K), but the system learns and accommodates this quickly. In all tested datasets,

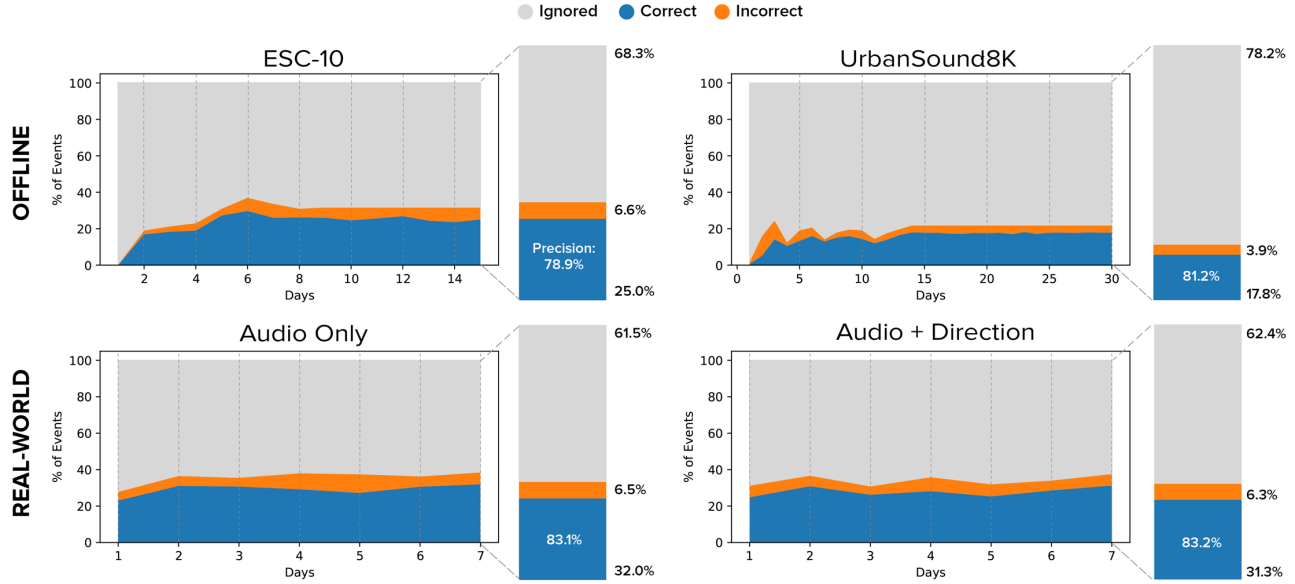


Figure 5. Evaluation results from offline and real-world datasets for the Balanced setting. This chart plots our performance metrics over days of learning.

there is a convergence point at which processing more data does not lead to significant improvements in either accuracy or accept rate.

#### Baseline Comparisons

To further contextualize the accuracy of our system, we also compared its performance against two baselines implemented using Scikit-Learn [52]. We selected two standard clustering algorithms for comparison: a soft-labelling clustering algorithm (GMM with full covariance) and a hard-labelling clustering algorithm (K-Means). The number of clusters for both algorithms were chosen by maximizing an objective score using brute-force search from 1 to 42 clusters (*i.e.*, the average number of clusters from our in-the-wild data collection). The objective score of the GMM was the Bayesian Information Criterion (BIC), and the objective score of the K-Means algorithm was the gap statistic [71]. Other parameters were left at default values, and we found that varying them did not lead to significant changes.

In comparing Listen Learner’s performance to baseline clustering algorithms, we considered different types of errors and performance tradeoffs. The results of our experiments are shown in Table 3. Note that unlike the  $F1_{\text{accept}}$  metric, which is computed only for discovered classes, we computed Precision and Recall for all samples by grouping non-discovered classes in an “Other” category. In general, Listen Learner’s classification accuracy for discovered classes is higher than or equal to either of the baselines, with a caveat that our system may not discover all classes automatically. From a practical standpoint, we believe that fewer, more reliable classifiers are more useful for HAR applications, especially for end-users. In our future work section, we discuss methods for incorporating explicit user input in the class discovery process. Figure 6 shows each algorithm’s confusion matrix for the Apartment Kitchen environment, where all three algorithms performed relatively well (Table 3). Listen Learner

achieves high Precision by ignoring samples with lower confidence, which is consistent with its lower Recall (Table 3). We believe this is acceptable for our use-case, as human activity is generally sustained across several windows.

#### Effect of Sound Direction

The use of our own sensing hardware for collecting a real-world dataset allowed us to integrate sound directionality information for identifying and classifying objects of interest. Figure 7 shows the distribution of the direction information for four classes in our data. In some cases, directionality information can be helpful in the recognition of stationary objects (*e.g.*, Figure 7A). However, there are also cases where directional information does not form clean clusters, even for stationary objects (*e.g.*, Figure 7, C & D), which we hypothesize is due to multipath and poor autocorrelation with white-noise-esque signals (*e.g.*, running faucet).

Table 3. Baseline comparison across 10 randomized cluster assignments. We show the mean macro-averaged Precision (P), Recall (R), and number of classes (C) discovered by Listen Learner. Standard deviations are shown in parentheses.

Room	Baseline (GMM)		Baseline (K-Means)		Listen Learner (Balanced setting)		
	P	R	P	R	C	P	R
ESC-10	0.10 (0.03)	0.12 (0.01)	0.70 (0.07)	<b>0.52</b> (0.03)	6.0/10	<b>0.83</b> (0.06)	0.33 (0.01)
U8K	0.19 (0.05)	0.23 (0.02)	0.47 (0.06)	<b>0.40</b> (0.03)	7.9/10	<b>0.68</b> (0.02)	0.33 (0.04)
Apt. Bath.	0.23 (0.05)	0.37 (0.06)	0.82 (0.05)	<b>0.58</b> (0.02)	5.0/7	<b>0.85</b> (0.02)	<b>0.58</b> (0.02)
Apt. Kitchen	0.69 (0.09)	0.60 (0.06)	0.82 (0.02)	0.65 (0.01)	3.0/6	<b>0.97</b> (0.00)	<b>0.87</b> (0.00)
Bathroom	0.24 (0.11)	0.37 (0.11)	<b>0.81</b> (0.04)	0.50 (0.03)	2.7/5	0.70 (0.10)	<b>0.56</b> (0.22)
Fab. Wksh.	0.80 (0.07)	<b>0.82</b> (0.04)	<b>0.92</b> (0.02)	0.76 (0.02)	5.0/7	0.85 (0.00)	0.61 (0.00)
Elec. Wksh.	0.35 (0.06)	0.44 (0.06)	0.84 (0.03)	0.71 (0.03)	2.0/7	<b>0.87</b> (0.03)	<b>0.79</b> (0.04)
Office	0.53 (0.13)	0.60 (0.10)	0.91 (0.01)	0.75 (0.01)	1.0/5	<b>0.95</b> (0.00)	<b>0.96</b> (0.00)



**Figure 6. Visualization of the different sources of error for GMM (left), K-Means (center), and Listen Learner (right) in the Apartment Kitchen environment. True labels are listed on the y-axis and predicted labels are on the x-axis. Note Listen Learner contains fewer classes because classes below a confidence threshold are ignored. The “other” category consists of classes not yet discovered by Listen Learner, which are ignored.**

Overall, we found that the inclusion of directionality information does not increase classification accuracy ( $p=0.47$ ) or accept rate ( $p=0.59$ ). However, in some rooms (bathroom), the inclusion of direction can lead to increases in F1 score of up to +0.16. We hypothesize that many of our tested audio classes in that particular environment (e.g. faucet, urinal, toilet) produced similar sounds which were more easily differentiated using directional information.

Another assumption of using directionality information is that the position and orientation of the recording device does not change overtime. Our data collection procedure made this assumption and approximated a smart speaker whose location remained unchanged throughout data collection. In the future, using IMUs integrated in some consumer smart speakers (such as the Apple HomePod [5]), movement could be detected and trigger the system to recalibrate.

### INTERACTION STRATEGIES

In our initial pilots, we explored “digest”-style labeling strategies, in which clips were replayed to users before a label was solicited. However, this required storing raw audio, which carries a significantly privacy cost. Thus, we focused on *in situ* labeling instead. While the primary mode of interaction we have discussed so far requires users to respond to open-ended queries (e.g., “what was that sound?”), there are other approaches for eliciting user input to label, confirm, and disambiguate classes.

One such approach is to use a pre-trained model to assign initial labels to clusters, and users are instead asked for a confirmation (e.g., “was that a microwave?”). This interaction

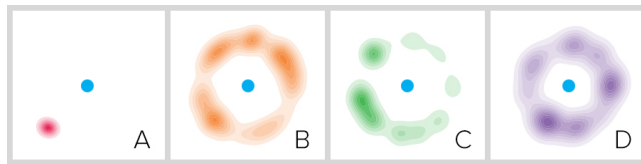
can also be used to confirm previous labels and perform corrections if needed. Likewise, when a sound event falls within an ambiguous cluster boundary, the system can ask a disambiguation query (e.g., “was that a microwave or a faucet?”). Such techniques can streamline the labeling process and verify the correctness of a labelled classifier.

### Interaction Study

We sought to explore and quantify several interaction strategies enabled by our system (i.e., open-ended, confirmatory, and refinement; Figure 8) through a follow-up study. We were particularly interested in 1) how each interaction modality was perceived by users, and 2) the corresponding accuracies of the resulting labels.

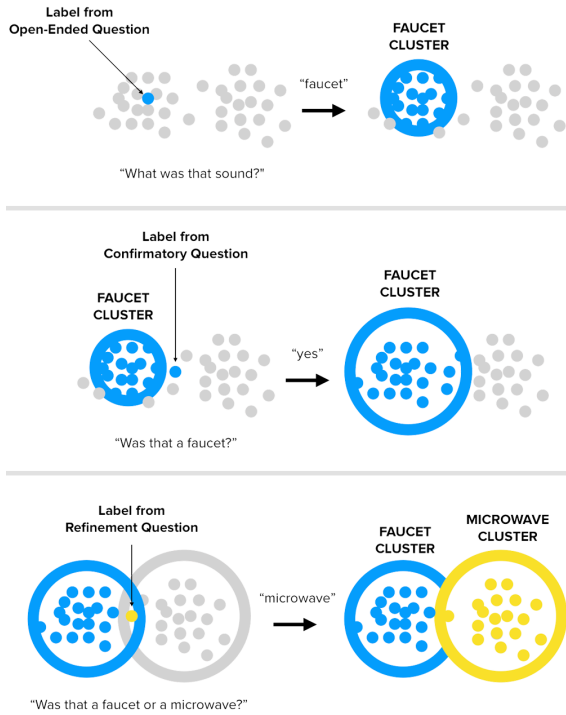
For this, we ran a user study with 12 participants (6M/6F, ages 21-35, average age 26.8, seven native English speakers). We selected five portable items (handheld sander, pitcher of water, hairdryer, fan, and hammer) from rooms used to create our real-world dataset (Apt. Bathroom, Apt. Kitchen, Wood Workshop., Electronics Workshop). For each item, we extracted the corresponding un-labelled classifier generated from our evaluation and used it to preload the system. We distributed the items around the study room and labelled them with numbers. We informed participants that their job was to “teach the smart speaker about what was going on around it.”

In each round of data collection, we programmed our system to ask participants one of the three query types: open-ended, confirmatory, or refinement. For refinement queries, our system made a best guess and then randomly selected a second class. Upon the prompt, participants were told to stop their current activity, respond to the query, and then continue. To investigate the “annoyance” of each interaction type, we also varied query frequency as a second condition. When the system recognized an audio event the probability (10%, 50%, or 90%) that a query would be presented. With 3 query types and 3 query frequencies, there were 9 rounds in total (randomized order). Within each round, participants used all five items for 20 seconds each, in a random order. Following each round, participants filled out a raw NASA TLX assessment.



**Figure 7. Audio direction of example classes: coffee grinder (A), speech (B), faucet (C), and refrigerator door. The center dot represents the placement of the sensing device.**





**Figure 8. Interaction implications made possible through Listen Learner. We show examples of open-ended (top), confirmatory (middle), and refinement queries (bottom).**

At the end of all nine rounds, we conducted an exit interview asking participants about their experience with our system.

## Results

The results of our study are shown in Tables 4 and 5. We were primarily interested in the effect different interactions had on our system accuracy and how users perceived our system. Thus, our metrics included Assignment Accuracy (*i.e.*, portion of classes correctly labeled at the end of each session) and user feedback. While we asked users to fill out all six scales of a Raw NASA TLX assessment, we found that most scales had little variation, and so we report only the Frustration scale which had the highest variance. We believe this measure to be a reasonable proxy for annoyance and intrusiveness. We conducted statistical analysis of our results using Bonferroni-corrected unpaired t-tests.

At the end of each session (*i.e.*, one round of using each item), around 90% of classes were correctly labeled by Listen Learner. This confirms that relatively low recall is acceptable for our use-case, as human activity is generally sustained. Altering the query frequency and type did not affect this in a statistically significant way. This is encouraging because it suggests that users can be queried relatively infrequently while still offering high accuracies.

As expected, participants became more frustrated with the system when it asked more questions, though this was also was not statistically significant. In terms of utterance duration, Confirmatory queries had the shortest responses ( $M_c = 1.51, \sigma_c = 1.21$ ) compared to refinement ( $p < 0.01, T = 5.7$ )

**Table 4. Metrics by trigger probability, query frequency, assignment accuracy (portion of correctly labeled classes), and TLX Frustration.**

Trigg. Prob.	Follow-ups/min	Assign. Acc.	TLX (Frus.)
10%	3.63	0.88 ( $\sigma=0.16$ )	5.31 ( $\sigma=4.30$ )
50%	6.20	0.93 ( $\sigma=0.12$ )	5.39 ( $\sigma=4.16$ )
90%	7.20	0.88 ( $\sigma=0.13$ )	6.67 ( $\sigma=5.23$ )

**Table 5. Metrics by query type, response length in # of words, assignment accuracy, and TLX Frustration.**

Query Type	Resp. Length	Assign. Acc.	TLX (Frus.)
Open-ended	2.81	0.88 ( $\sigma=0.14$ )	6.81 ( $\sigma=5.31$ )
Confirmatory	1.51	0.94 ( $\sigma=0.09$ )	5.43 ( $\sigma=4.47$ )
Refinement	2.27	0.87 ( $\sigma=0.16$ )	5.17 ( $\sigma=4.03$ )

and open-ended queries ( $p < 0.01, T = 11.2$ ). Refinement queries produced the second shortest responses ( $M_r = 2.27, \sigma_r = 1.33$ ), and Open-ended queries resulted in the longest responses ( $M_o = 2.81, \sigma_o = 1.57$ ). Query type did not have a statistically significant impact on Assignment Accuracy or TLX Frustration, though we note on average refinement queries resulted in the least frustration.

Interestingly, when interviewed, participants gave different preferences. When asked to rank their preference of the different query types, 9 out of 12 participants said they preferred confirmation-style questions, noting it was “*easier to answer*” (P2, P4, P9). Compared to refinement questions, participants noted that confirmatory questions were preferred due to shorter questions, which were seen as requiring less mental effort to hear correctly and remember (P2, P5). Another factor was that since the second label for refinement questions was randomly chosen for this study, participants felt “*discouraged when both the guesses were wrong*” (P1, P4). Only one participant (P10) ranked refinement questions above confirmatory questions, commenting “*I liked the comparisons because I knew exactly which inputs [the agent] expects*”, which echoed his complaint that “*the [agent] doesn’t always understand me.*” Most users (10/12) became annoyed when the system asked too many open-ended questions, noting that the interaction became “*repetitive, like a 2 year old*” (P12). Nevertheless, one participant (P8) maintained that answering open-ended queries was easier because “*I don’t have to think about the question, I just say what I’m doing*”. Overall, participants preferred to have at most one or two open-ended questions per class followed by another type of query for any follow-ups.

Participants were also asked about their preference of question frequency, and almost all (11/12) participants preferred that a virtual assistant ask as infrequently as possible. Still, many offered situations where they found it acceptable for more frequent interactions. P4 noted that if he purchased a device with a contextually-aware agent, he expects the agent “*to work out of the box for core stuff... I’m not here to teach the [agent] how to do its job...*” but added “*for things specific to my life, I would be ok with answering questions.*” Some

participants also saw certain types of queries (e.g., confirmation questions) as a type of feedback, which would be beneficial for certain agent-controlled tasks, such as locking the door (e.g., “did you just go outside? I’ll lock the door”) when leaving the house (P8). Finally, other participants noted that their willingness to respond to queries depended on the interruption cost of their current activity (P2, P3, P5) – “If I was hammering, then I wouldn’t mind stopping, but having to stop the hairdryer and turn it back on was annoying” (P3). When asked to give a rough threshold of how many times they would be willing to be interrupted by an agent, responses ranged from 1 to 2 times per minute of performing the activity (P2, P7) to once an hour (P5, P12).

### LIMITATIONS AND FUTURE WORK

The biggest limitation of Listen Learner is its inability to explicitly include classes of interest, and the high computational cost of model training (relative to traditional approaches). We speculate that accuracy could be improved with better embeddings (e.g., using ResNet instead of VGG) or improved settings (i.e., higher sampling rates). It is also possible to incorporate algorithmic changes that support learning through directed examples. Likewise, while our computational cost is relatively high, our algorithm does not need to be run in real-time and can be scheduled to run periodically (e.g., run overnight to process the day’s data).

Currently, our system is able to detect simultaneous events during inference, assuming instead that events are segmented and non-overlapping during training. However, in a real world setting, it is common for multiple events to occur simultaneously, making it difficult to segment audio based on our current adaptive amplitude threshold. We intend to investigate classical [11] and deep-learning based [27][31] audio separation (blind signal separation) techniques to further increase the efficacy of our algorithm. While these techniques have traditionally been applied to speech, they could be adapted to great benefit in this domain. In addition, other methods of clustering and classification can be used to better support the consideration of user-provided examples.

Finally, sensor fusion approaches are possible. Our evaluations show that our current hardware’s sound directional information does not significantly improve event clustering; however, this information may be useful for sound isolation using beamforming techniques [18]. In addition, other sensing hardware (e.g., motion, vibration, temperature) could also complement audio input to expand the set of activities accessible to Listen Learner.

### EXAMPLE APPLICATIONS

We believe that the capabilities enabled by Listen Learner can serve as a foundation to enable many context-driven interactive experiences. In this section, we briefly describe several illustrative applications we implemented.

*Wearables and Health.* We built a smartwatch application that performs cross-modal learning of both acoustic and motion (e.g., IMU) information. Acoustic data streams are clustered using Listen Learner. Semantic labels from acoustic

data are used to segment and train motion models. This multi-modal training scheme can then be used to extract e.g., a user’s health habits.

*Home and Accessibility.* We built a smart speaker application that leverages Listen Learner to label acoustic events to aid accessibility in the home. For example, the system can ask a confirmatory query: “was that a doorbell?”, in which the user responds with a “yes.” Once a label is established, the system can offer push notifications and other actions whenever the event happens again. This interaction links both physical and digital domains, enabling experiences that could be valuable for users who are e.g., hard of hearing.

*Workflow Optimization.* We built a desktop application plugin that clusters offline audio streams (e.g., podcasts, or field recordings) and prompts the user for labels. Once a label is provided, it is propagated across the entire audio stream. This workflow is a useful first-pass for tasks that involve audio annotation of extremely long recordings (e.g., WildDolphinProject.org, GreatElephantCensus.com, which requires finding animal sounds from 100+ hours of field recordings).

### CONCLUSION

We have presented Listen Learner, a system that seeks to enable high-accuracy, low-effort acoustic activity recognition using one-shot user labeling. We built a hardware and software implementation that gradually discovers new event classes from the environment with no user demonstration or training involved. We designed our system to support a tunable parameter that prioritizes either the number of discovered classes or the model’s classification accuracy, and we evaluated each setting on two downloaded datasets and one real-world dataset collected using our own hardware. We also conducted a user interaction study that explored several approaches to user labeling. Our results show that Listen Learner provides accuracy levels suitable for common activity recognition use-cases and can augment or complement existing methods, bringing the vision of context-aware interactions closer to reality.

### ACKNOWLEDGEMENTS

We thank our participants and reviewers. We also thank our collaborators at Apple: Miquel Espi Marques, Hyung-Suk Kim, and Carlos Avendano for their feedback and assistance. This research was funded in part by a NSF GRFP Fellowship.

### REFERENCES

- [1] Gregory D. Abowd, Anind K. Dey, Peter J. Brown, Nigel Davies, Mark Smith, and Pete Steggles. 1999. Towards a Better Understanding of Context and Context-Awareness. In *Proceedings of the 1st international symposium on Handheld and Ubiquitous Computing* (HUC '99), Hans-Werner Gellersen (Ed.). Springer-Verlag, London, UK, 304-307.
- [2] Fadel Adib, Hongzi Mao, Zachary Kabelac, Dina Katabi, and Robert C. Miller. 2015. Smart Homes that Monitor Breathing and Heart Rate. In *Proceedings of the 33rd Annual ACM Conference on Human Factors in Computing Systems* (CHI '15). ACM, New York,

- NY, USA, 837-846. DOI: <https://doi.org/10.1145/2702123.2702200>
- [3] Mohammad Arif Ul Alam and Nirmalya Roy. 2017. Unseen Activity Recognitions: A Hierarchical Active Transfer Learning Approach. In *Proceedings of 2017 IEEE 37<sup>th</sup> International Conference on Distributed Computing Systems (ICDCS)*. IEEE, 436-446.
  - [4] Amazon.com, Inc. Echo Show. <https://www.amazon.com/Echo-Show/>, Retrieved on April 4, 2019.
  - [5] Apple, Inc. Homepod. <https://www.apple.com/homepod/>, Retrieved on April 4, 2019.
  - [6] Sheheryar Arshad, Chunhai Feng, Yonghe Liu, Yupeng Hu, Ruiyun Yu, Siwang Zhou, and Heng Li. 2017. Wi-chase: A wifi based human activity recognition system for sensorless environments. In *2017 IEEE 18<sup>th</sup> International Symposium on A World of Wireless, Mobile and Multimedia Networks (WoWMoM '17)*. IEEE, 1-6
  - [7] Daniel Avrahami, Mitesh Patel, Yusuke Yamaura, and Sven Kratz. 2018. Below the Surface: Unobtrusive Activity Recognition for Work Surfaces using RF-radar sensing. In *23rd International Conference on Intelligent User Interfaces (IUI '18)*. ACM, New York, NY, USA, 439-451. DOI: <https://doi.org/10.1145/3172944.3172962>
  - [8] Yusuf Aytar, Carl Vondrick, and Antonio Torralba. 2016. Soundnet: Learning sound representations from unlabeled video. *Advances in neural information processing systems (NIPS)*. 892-900.
  - [9] Tadas Baltrušaitis, Chaitanya Ahuja, and Louis-Philippe Morency. 2019. Multimodal Machine Learning: A Survey and Taxonomy. *IEEE Transactions on Pattern Analysis and Machine Intelligence* 41, 2. IEEE, 423-443.
  - [10] Ling Bao and Stephen S. Intille. 2004. Activity recognition from user-annotated acceleration data. In *Proceedings of Pervasive*. 1-17.
  - [11] Laurent Benaroya, Frederic Bimbot, and Remi Gribonval. 2005. Audio source separation with a single sensor. *IEEE Transactions on Audio, Speech, and Language Processing* 14, 1. IEEE, 191-199.
  - [12] Yoshua Bengio, Ian J Goodfellow, and Aaron Courville. 2015. Deep Learning. *Nature* 521, 7553. Citeseer, 436-444.
  - [13] Avrim Blum and Tom Mitchell. 1998. In *Proceedings of the eleventh annual conference on Computational learning theory*. ACM, 92-100.
  - [14] Andreas Bulling, Ulf Blanke, and Bernt Schiele. 2014. A tutorial on human activity recognition using body-worn inertial sensors. *ACM Comput. Surv.* 46, 3, Article 33 (January 2014), 33 pages. DOI=<http://dx.doi.org/10.1145/2499621>
  - [15] Andrew Carlson et al. 2010. Toward an architecture for never-ending language learning. In *Proceedings of Twenty-Fourth AAAI Conference on Artificial Intelligence*. 1306-1313.
  - [16] Olivier Chapelle, Bernhard Scholkopf, and Alexander Zien. 2006. Semi-supervised learning (chapelle, o. et al., ed. 2006) [book reviews]. *IEEE Transactions on Neural Networks* 20, 3. IEEE, 542-542.
  - [17] Francois Chollet et al. 2015. Keras. <https://keras.io>
  - [18] C. M. Coviello and L. H. Sibul. 2004. Blind source separation and beamforming: algebraic technique analysis. *IEEE Transactions on Aerospace and Electronic Systems* 40, 1. IEEE, 221-235.
  - [19] Benjamin Elizalde et al. 2018. NELS – Never-Ending Learner of Sounds. *arXiv preprint arXiv:1801.05544*.
  - [20] Charles Elkan and Keith Noto. 2008. Learning classifiers from only positive and unlabeled data. In *Proceedings of the 14th ACM SIGKDD international conference on Knowledge discovery and data mining (KDD '08)*. ACM, New York, NY, USA, 213-220. DOI: <https://doi.org/10.1145/1401890.1401920>
  - [21] Li Fei-Fei, Rob Fergus, and Pietro Perona. 2006. One-shot learning of object categories. *IEEE transactions on pattern analysis and machine intelligence*. IEEE, 594-611.
  - [22] Google Inc. Google Home Hub. [https://store.google.com/us/product/google\\_home\\_hub?hl=en-US](https://store.google.com/us/product/google_home_hub?hl=en-US), Retrieved on April 4, 2019
  - [23] Anhong Guo, Anuraag Jain, Shomiron Ghose, Gierad Laput, Chris Harrison, and Jeffrey P. Bigham. 2018. Crowd-AI Camera Sensing in the Real World. *Proc. ACM Interact. Mob. Wearable Ubiquitous Technol.* 2, 3, Article 111 (September 2018), 20 pages. DOI: <https://doi.org/10.1145/3264921>
  - [24] Shawn Hershey et al. 2017. CNN architectures for large-scale audio classification. In *Proceedings of 2017 IEEE International Conference on Acoustics, Speech and Signal Processing (ICASSP)*. IEEE, 131-135.
  - [25] Matthew Honnibal and Ines Montani. 2017. spaCy 2: Natural language understanding with Bloom embeddings, convolutional neural networks and incremental parsing. To appear.
  - [26] Enamul Hoque and John Stankovic. 2012. AALO: Activity recognition in smart homes using Active Learning in the presence of Overlapped activities. In *Proceedings of 2012 6<sup>th</sup> International Conference on Pervasive Computing Technologies for Healthcare (Pervasive Health) and Workshops*. IEEE, 139-146.
  - [27] Po-Sen Huang et al. 2014. Deep learning for monaural speech separation. *2014 IEEE International Conference on Acoustics, Speech and Signal Processing (ICASSP)*. IEEE, 1562-1566.

- [28] Aren Jansen et al. 2017. Large-scale audio event discovery in one million youtube videos. *2017 IEEE International Conference on Acoustics, Speech and Signal Processing (ICASSP)*. IEEE, 786-790.
- [29] Aren Jansen et al. 2018. Unsupervised learning of semantic audio representations. *2018 IEEE International Conference on Acoustics, Speech and Signal Processing (ICASSP)*. IEEE, 126-130.
- [30] Eric Jones, Travis Oliphant, Pearu Peterson, et al. 2001. Scipy: Open source scientific tools for Python. <http://www.scipy.org/>, Accessed April 4, 2019.
- [31] Hirokazu Kameoka et al. 2018. Semi-blind source separation with multichannel variation encoder. *arXiv preprint arXiv:1808.00892*.
- [32] Rushil Khurana, Karan Ahuja, Zac Yu, Jennifer Mankoff, Chris Harrison, and Mayank Goel. 2018. GymCam: Detecting, Recognizing and Tracking Simultaneous Exercises in Unconstrained Scenes. *Proc. ACM Interact. Mob. Wearable Ubiquitous Technol.* 2, 4, Article 185 (December 2018), 17 pages. DOI: <https://doi.org/10.1145/3287063>
- [33] Davis E. King. 2009. Dlib-ml: A Machine Learning Toolkit. *Journal of Machine Learning Research* Vol. 10. 1755-1758.
- [34] Gierad Laput, Karan Ahuja, Mayank Goel, and Chris Harrison. 2018. Ubioustics: Plug-and-Play Acoustic Activity Recognition. In *Proceedings of the 31st Annual ACM Symposium on User Interface Software and Technology (UIST '18)*. ACM, New York, NY, USA, 213-224. DOI: <https://doi.org/10.1145/3242587.3242609>
- [35] Gierad Laput, Walter S. Lasecki, Jason Wiese, Robert Xiao, Jeffrey P. Bigham, and Chris Harrison. 2015. Sensors: Adaptive, Rapidly Deployable, Human-Intelligent Sensor Feeds. In *Proceedings of the 33rd Annual ACM Conference on Human Factors in Computing Systems (CHI '15)*. ACM, New York, NY, USA, 1935-1944. DOI: <https://doi.org/10.1145/2702123.2702416>
- [36] Walter S. Lasecki, Young Chol Song, Henry Kautz, and Jeffrey P. Bigham. 2013. Real-time crowd labeling for deployable activity recognition. In *Proceedings of the 2013 conference on Computer supported cooperative work (CSCW '13)*. ACM, New York, NY, USA, 1203-1212. DOI: <https://doi.org/10.1145/2441776.2441912>
- [37] Honglak Lee, Peter Pham, Yan Largman, and Andrew Y. Ng. 2009. Unsupervised feature learning for audio classification using convolutional deep belief networks. *Advances in neural information processing systems (NIPS)*. 1096-1104.
- [38] Jinna Lei, Xiaofeng Ren, and Dieter Fox. 2012. Fine-grained kitchen activity recognition using RGB-D. In *Proceedings of the 2012 ACM Conference on Ubiquitous Computing (UbiComp '12)*. ACM, New York, NY, USA, 208-211. DOI: <http://dx.doi.org/10.1145/2370216.2370248>
- [39] Jonathan Lester, Tanzeem Choudhury, and Gaetano Borriello. 2006. A practical approach to recognizing physical activities. In *Proceedings of the International Conference on Pervasive Computing*. 1-16.
- [40] Li-Jia Li and Li Fei-Fei. 2010. Optimol: automatic online picture collection via incremental model learning. *International Journal of Computer Vision* 88, 2. Springer, 147-168.
- [41] Dawei Liang and Edison Thomaz. 2019. Audio-Based Activities of Daily Living (ADL) Recognition with Large-Scale Acoustic Embeddings from Online Videos. *Proc. ACM Interact. Mob. Wearable Ubiquitous Technol.* 3, 1, Article 17 (March 2019), 18 pages. DOI: <https://doi.org/10.1145/3314404>
- [42] Beth Logan, Jennifer Healey, Mitthai Philipose, Emmanuel M Tapia, and Stephen Intille. 2007. A long-term evaluation of sensing modalities for activity recognition. In *Proceedings of International Conference on Ubiquitous Computing*. Springer, 483-500.
- [43] Brent Longstaff, Sasank Reddy, and Deborah Estrin. 2010. Improving activity classification for health applications on mobile devices using active and semi-supervised learning. *2010 4th International Conference on Pervasive Computing Technologies for Healthcare*. IEEE, 1-7.
- [44] Hong Lu, Wei Pan, Nicholas D. Lane, Tanzeem Choudhury, and Andrew T. Campbell. 2009. SoundSense: scalable sound sensing for people-centric applications on mobile phones. In *Proceedings of the 7th international conference on Mobile systems, applications, and services (MobiSys '09)*. ACM, New York, NY, USA, 165-178. DOI: <https://doi.org/10.1145/1555816.1555834>
- [45] Paul Lukowicz, Jamie A. Ward, Holger Junker, Mathias Stager, Gerhard Troster, Amin Atrash, Thad Starner. 2004. Recognizing Workshop Activity Using Body Worn Microphones and Accelerometers. In *International Conference on Pervasive Computing*. Springer, 18-32.
- [46] Ingo Mierswa and Katharina Morik. 2005. Automatic feature extraction for classifying audio data. *Machine learning* 58,2-3. Springer, 127-149.
- [47] David Minnen, Thad Starner, Irfan Essa, and Charles Isbell. 2006. Discovery characteristic actions from on-body sensor data. In *Proceedings of 2006 10th IEEE International Symposium on Wearable Computers*. IEEE, 11-18.
- [48] Daniel Mullner et al. 2013. Fastcluster: Fast hierarchical, agglomerative clustering routines for R and Python. *Journal of Statistical Software* 53, 9. Foundation for Open Access Statistics, 1-18.



- [49] Le T. Nguyen, Ming Zeng, Patrick Tague, and Joy Zhang. 2015. I did not smoke 100 cigarettes today!: avoiding false positives in real-world activity recognition. In *Proceedings of the 2015 ACM International Joint Conference on Pervasive and Ubiquitous Computing (UbiComp '15)*. ACM, New York, NY, USA, 1053-1063. DOI: <https://doi.org/10.1145/2750858.2804256>
- [50] Le T. Nguyen, Ming Zeng, Patrick Tague, and Joy Zhang. 2015. Recognizing new activities with limited training data. In *Proceedings of the 2015 ACM International Symposium on Wearable Computers (ISWC '15)*. ACM, New York, NY, USA, 67-74. DOI: <https://doi.org/10.1145/2802083.2808388>
- [51] Aaron van den Oord, et al. 2016. Wavenet: A generative model for raw audio. *arXiv preprint arXiv:1609.03499*.
- [52] F. Pedregosa et al. 2011. Scikit-learn: Machine Learning in Python. *Journal of Machine Learning Research* Vol. 12. 2825-2830.
- [53] Veljko Pejovic, and Musolesi Mirco. 2014. "InterruptMe: designing intelligent prompting mechanisms for pervasive applications." In *Proceedings of the 2014 ACM International Joint Conference on Pervasive and Ubiquitous Computing*, pp. 897-908. ACM, 2014.
- [54] Minh Pham, Dan Yang, Weihua Sheng, and Meiqin Liu. 2015. Human Localization and Tracking Using Distributed Motion Sensors and an Inertial Measurement Unit. In *Proceedings of the 2015 IEEE Conference on Robotics and Biomimetics*. IEEE. 2127-2132.
- [55] Karol J. Piczak. 2015. ESC: Dataset for Environmental Sound Classification. In *Proceedings of the 23rd ACM international conference on Multimedia (MM '15)*. ACM, New York, NY, USA, 1015-1018. DOI: <https://doi.org/10.1145/2733373.2806390>
- [56] Robi Polikar, Lalita Upda, Satish S. Upda, and Vasant Honavar. 2001. Learn++: An incremental learning algorithm for supervised neural networks. *IEEE transactions on systems, man, and cybernetics, part C (applications and reviews)* 31, 4. IEEE, 497-508.
- [57] Sylvestre-Alvise Rebuffi et al. 2017. iCaRL: Incremental Classifier and Representation Learning. In *Proceedings of the IEEE Conference on Computer Vision and Pattern Recognition*. 2001-2010.
- [58] Andrew Rosenberg and Julia Hirschberg. 2007. V-measure: A conditional entropy-based external cluster evaluation measure. In *Proceedings of the 2007 Joint Conference on Empirical Methods in Natural Language Processing and Computational Natural Language Learning (EMNLP-CoNLL)*.
- [59] Stephanie L. Rosenthal and Anind K. Dey. 2010. "Towards maximizing the accuracy of human-labeled sensor data." In *Proceedings of the 15th international conference on Intelligent user interfaces*, pp. 259-268. ACM, 2010.
- [60] Stephanie L. Rosenthal, Manuela Veloso, and Anind K. Dey. 2012. "Acquiring accurate human responses to robots' questions." *International journal of social robotics* 4, no. 2 (2012): 117-129.
- [61] Hesam Sagha et al. 2013. Robust activity recognition combining anomaly detection and classifier retraining. In *Proceedings of 2013 IEEE International Conference on Body Sensor Networks*. IEEE, 1-6.
- [62] Justin Salamon and Juan P. Bello. 2015. Feature learning with deep scattering for urban sound analysis. In *Proc 2015 23rd European Signal Processing Conference (EUSIPCO '15)*. IEEE, 724-728.
- [63] Justin Salamon, Christopher Jacoby, and Juan Pablo Bello. 2014. A Dataset and Taxonomy for Urban Sound Research. In *Proceedings of the 22nd ACM international conference on Multimedia (MM '14)*. ACM, New York, NY, USA, 1041-1044. DOI: <https://doi.org/10.1145/2647868.2655045>
- [64] Bernhard Scholkopf, Alex J Smola, Robert C Williamson, and Peter L Bartlett. 2000. New support vector algorithms. *Neural computation* 12, 5. MIT Press, 1207-1245.
- [65] Bernhard Scholkopf, Robert C Williamson, Alex J Smola, John Shawe-Taylor, and John C Platt. 2000. Support vector method for novelty detection. *Advances in neural information processing systems (NIPS)*. 582-588.
- [66] Burr Settles. 2009. Active learning literature survey. *CS Technical Reports*. University of Wisconsin-Madison Department of Computer Sciences.
- [67] Karen Simonyan and Andrew Zisserman. 2014. Very deep convolutional networks for large-scale image recognition. *arXiv preprint arXiv:1409.1556*.
- [68] Mathias Stager, Paul Lukowicz, Niroshan Perera, Thomas von Buren, Gerhard Troster, and Thad Starner. 2003. Soundbutton: Design of a low power wearable audio classification system. In *Proceedings of the Seventh IEEE International Symposium on Wearable Computers (ISWC '03)*. IEEE.
- [69] Andrey Temko and Climent Nadeu. 2009. Acoustic event detection in meeting-room environments. *Pattern Recognition Letters* 30, 14. Elsevier, 1281-1288.
- [70] Sergios Theodoridis and Konstantinos Koutroumbas. 2010. *Pattern Recognition & Matlab Intro* (4th ed.). Academic Press, Inc., Orlando, FL, USA.
- [71] Robert Tibshirani et al. 2001. Estimating the number of clusters in a data set via the gap statistic. *Journal of the Royal Statistical Society: Series B (Statistical Methodology)*, 63, 2. Wiley Online Library, 411-423.

- [72] George Tzanetakis and Perry Cook. 2002. Musical genre classification of audio signals. *IEEE Transactions on speech and audio processing* 10, 5. IEEE 293-302.
- [73] Nguyen Xuan Vinh, Julien Epps, and James Bailey. 2010. *Journal of Machine Learning Research* 11, Oct. 2837-2854.
- [74] Oriol Vinyals et al. 2016. Matching networks for one shot learning. *Advances in neural information processing systems (NIPS)*. 3630-3638.
- [75] Wei Wang, Chunyan Miao, and Shuji Hao. 2017. Zero-shot human activity recognition via nonlinear compatibility based method. In *Proceedings of the International Conference on Web Intelligence (WI '17)*. ACM, New York, NY, USA, 322-330. DOI: <https://doi.org/10.1145/3106426.3106526>
- [76] Jamie A. Ward, Paul Lukowicz, Gerhard Troster, and Thad E. Starner. 2006. Activity recognition of assembly " tasks using body-worn microphones and accelerometers. *IEEE Trans. on Pattern Analysis and Machine Intelligence* 28, 10 (2006), 1553–1567.
- [77] Joe H Ward Jr. 1963. Hierarchical grouping to optimize an objective function. *Journal of the American statistical association* 58, 301. Taylor & Francis Group, 236-244.
- [78] Bo Wei, Wen Hu, Mingrui Yang, and Chun Tung Chou. 2015. Radio-based device-free activity recognition with radio frequency interference. In *Proceedings of the 14th International Conference on Information Processing in Sensor Networks (IPSN '15)*. ACM, New York, NY, USA, 154-165. DOI=<http://dx.doi.org/10.1145/2737095.2737117>
- [79] Yongqin Xian et al. 2018. Zero-shot learning – a comprehensive evaluation of the good, the bad and the ugly. *IEEE transactions on pattern analysis and machine intelligence*. IEEE.
- [80] Koji Yatani and Khai N. Truong. 2012. BodyScope: a wearable acoustic sensor for activity recognition. In *Proceedings of the 2012 ACM Conference on Ubiquitous Computing (UbiComp '12)*. ACM, New York, NY, USA, 341-350. DOI=<http://dx.doi.org/10.1145/2370216.2370269>
- [81] Bo-Feng Zhang, Jin-Shu Su, and Xin Xu. 2006. A class-incremental learning method for multi-class support vector machines in text classification. In *Proceedings of 2006 International Conference on Machine Learning and Cybernetics*. IEEE, 2581-2585.
- [82] Chenyang Zhang and Yingli Tian. 2012. RGB-D camera-based daily living activity recognition. *Journal of Computer Vision and Image Processing* 2, 4. 12.